



EUROPEAN COMMISSION

Directorate-General for Education, Youth, Sport and Culture

Innovation, International Cooperation and Sport
International Cooperation

Brussels,

INFORMATION NOTE

Subject: overview of participation in Erasmus+ international credit mobility

INTRODUCTION

This note provides a first overview of participation in Erasmus+ international credit mobility (ICM) from the launch of the action in June 2015 to March 2017. One of the four international Erasmus+ actions, ICM funds short-term higher education mobility of students and staff between Programme and Partner Countries¹. The action is decentralised and managed by the National Agencies of the 33 Erasmus+ Programme Countries.

Key takeaways

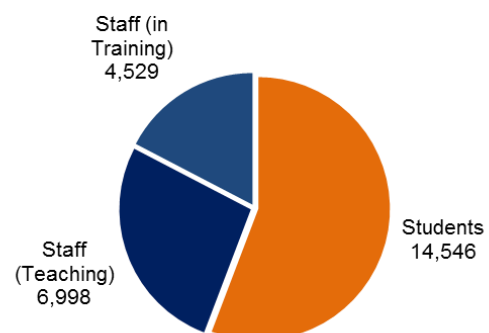
- ✓ 30,000 mobilities planned each year
- ✓ 26,000 grants already awarded to students and staff
- ✓ 92 Partner Countries in all five continents
- ✓ Good participation of least-developed countries
- ✓ Excellent gender balance
- ✓ Inclusiveness

The analysis that follows is based entirely on information provided by the beneficiary organisations of the programme via the Commission's IT systems and remains a work in progress. A clearer and more accurate picture will be provided in August-September 2017, once all projects selected under the 2015 call for proposals have ended.

ANALYSIS

According to the beneficiary organisations, over 26,000 grants have been awarded since June 2015, with 55% going to students and the remaining 45% going to staff either teaching or in training (figure 1). These numbers are impressive given that the new

figure 1 - breakdown of participants by activity



¹ Programme Countries are EU 28 + Turkey, Norway, Iceland, the former Yugoslav Republic of Macedonia and Liechtenstein. Partner Countries are all other eligible countries.

programme is only in its third academic semester since the first projects started.

Figure 2 shows that the vast majority of participants went abroad in the course of 2016 or in the first half of 2017. On average, students go abroad for five months and receive a total grant of EUR 4,400 each, while staff members go for an average of six days and receive EUR 1,800 each.

Participation of third country nationals largely mirrors the relative size of each budget envelope, with over half of all grants awarded so far going to participants from the EU's neighbourhood (over 14,000 in total, including Russia). The recent addition of the budget for Africa, Caribbean and Pacific (ACP) countries in 2016 would explain why the number of grants awarded to that region is relatively low but growing as more participants in 2016 projects start their mobilities (figure 3).

Grants have so far been awarded to participants from 92 Partner Countries around the world, spanning five continents. Countries sending the most participants include Russia (which has its own budget) followed by Ukraine, Serbia, China and Morocco (figure 4).

figure 2 - mobility start date

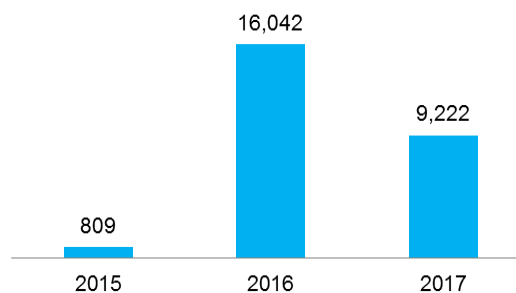


figure 3 - participation of third country nationals by region

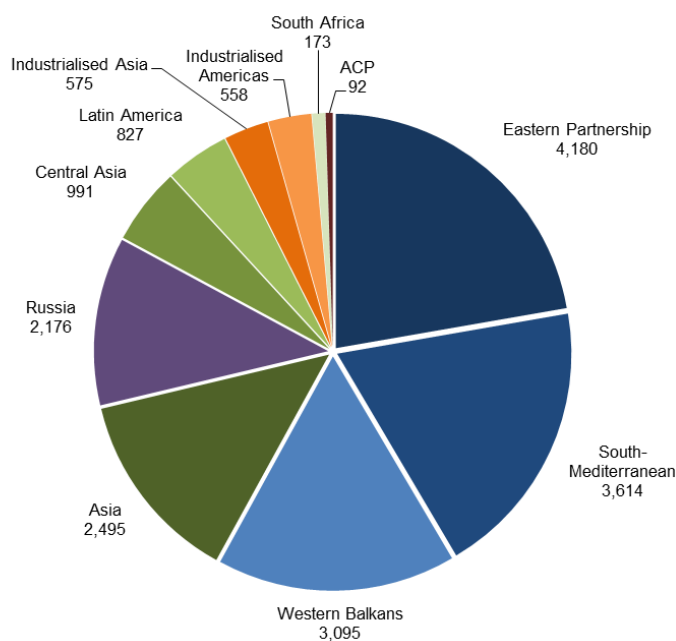
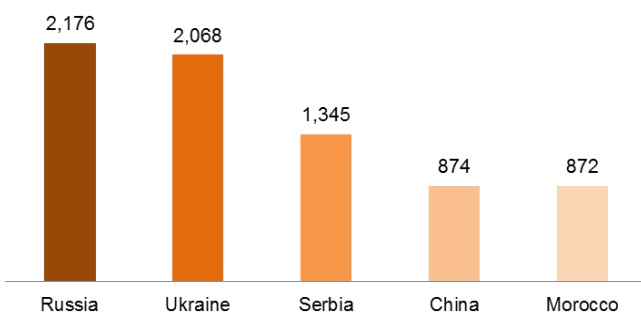


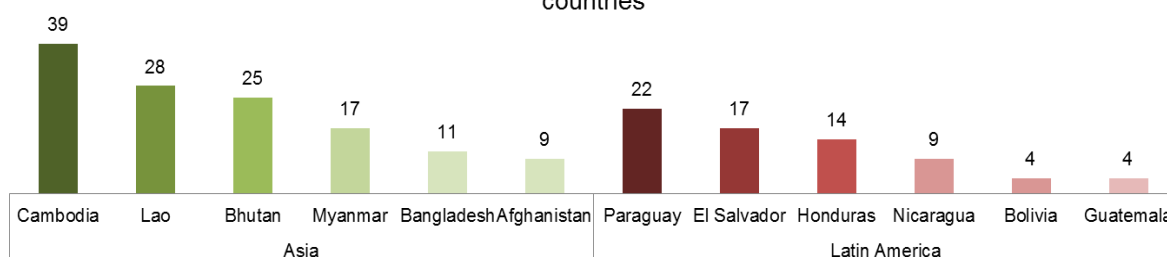
figure 4 - top 5 countries by number of participants



In addition to the large emerging economies, participating HEIs are also working with partners in the poorest and least developed Partner Countries. In keeping with the explicit geographical targets set for least-developed countries, 129 grants have been awarded to 6 least-developed countries in Asia and 70 grants to 6 lower middle-income countries in Latin America (figure 5). Participation of these countries

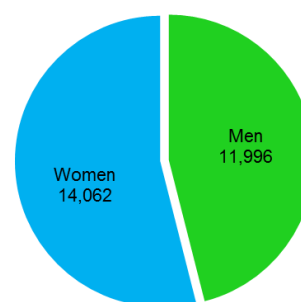
is being carefully monitored by the National Agencies and the Commission.

figure 5. grants awarded to nationals from least-developed and lower middle-income countries



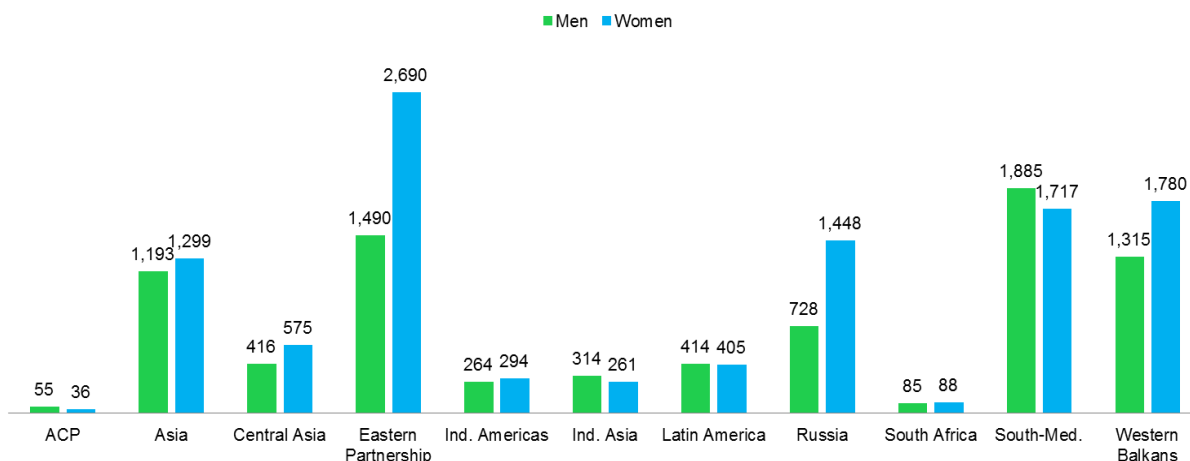
More than half (54%) of the 26,000 participants are women (figure 6), with more women than men participating in student mobility and staff training. Moreover, the data shows that there is no significant gender imbalance at the higher levels of study.

figure 6 - participants by gender



The gender breakdown by region paints a more nuanced picture, with women clearly outnumbering men in all neighbourhood regions with the exception of the South-Mediterranean. The gender balance is more or less even for participants from other regions (figure 7).

figure 7 - gender breakdown by region



A key objective of the Erasmus+ programme is to promote equity and inclusion by facilitating access to participants from disadvantaged backgrounds and to those with fewer opportunities, as well as participants with special needs. To date, only 86 participants have been formally identified as coming from these groups, although we are aware that these categories are underreported by participants.

That being said, the programme is succeeding in reaching universities in disadvantaged areas and outside of the major cities, which is in fact a more reliable indicator. In South Africa, for instance, 5 of the 7 historically disadvantaged universities (HDIs) are involved with grants awarded to their students and staff. The Commission and National Agencies are working closely together to widen participation of disadvantaged groups.

Half of all student grants have been awarded to first-cycle/Bachelor, 35% to second-cycle/Master and 13% to third-cycle/PhD candidates (figure 8).

The most popular fields of study include Business and Administration, Economics, Languages, Engineering and Political Sciences (figure 9).

More popular among male participants are studies in Information and Communication Technologies (ICT), while Literature and Linguistics tend to be relatively more popular with female participants.

figure 8 - breakdown of student mobility by study cycle

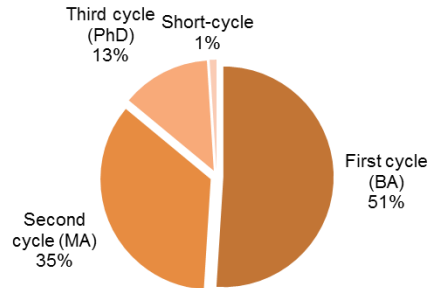
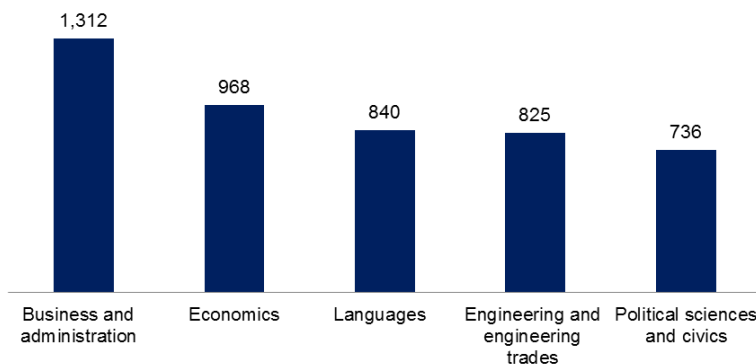


figure 9 - top 5 fields of study

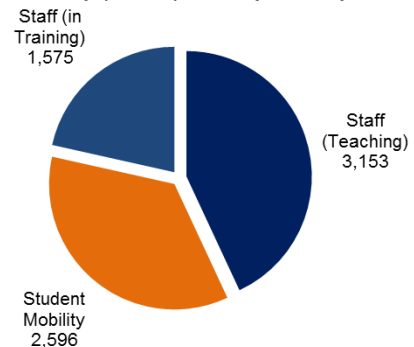


There are clear differences in the preferred study fields by region. Students from Eastern Partnership countries, Russia and Latin America predominantly study Economics and Business and Administration, while those from the South-Mediterranean region and Asia comprise a larger proportion of those studying Engineering and

ICT. Literature, Languages and Linguistics are popular with students from the Western Balkans, while students from ACP countries and South Africa have a relatively high percentage of students in Social Science, and Business and Administration.

Since projects began in autumn 2015, over 7,300 Programme Country nationals (28% of all participants) have been awarded grants to study in Partner Countries around the world. Of these, 65% have been staff members, either for teaching or training (figure 10). The most popular fields among teaching staff from Programme Countries are Business and Administration, ICT and Economics.

figure 10 - breakdown of Programme Country participants by activity



Projects selected under the first two calls for proposals for ICM (2015 and 2016) are ongoing. The Erasmus+ National Agencies in the 33 Programme Countries are currently selecting a third year of projects which will officially start in June 2017 and in which mobilities are likely to commence in autumn 2017.

For further information, please contact the international credit mobility team via their functional mailbox: EAC-NA-ICM@ec.europa.eu.